

## Dear Parent/Carer

## Topic 6

Today think about the traditions and customs of our country. We know that we have many things to be proud of in our country, e.g. education, health care, fairness, different cultures and religions, laws against racism, concern for people in other countries.


**Caring about  
our country**  
8 - 9 years

Many people in our country are having a very difficult time. Everyone is doing their best to help. Talk about the people who are helping others and the people who are trying to keep normal life going or to keep our spirits up.





























### Make a poster

With your child, use the code to work out the message and write it on the poster. Then draw the flag of your country, e.g. the Union Jack, and incorporate it in your poster. Add other things to do with your country.



### The magic alphabet for de-coding the message

 <b>a</b>	 <b>b</b>	 <b>c</b>	 <b>d</b>	 <b>e</b>	 <b>f</b>	 <b>g</b>	 <b>h</b>	 <b>i</b>
 <b>j</b>	 <b>k</b>	 <b>l</b>	 <b>m</b>	 <b>n</b>	 <b>o</b>	 <b>p</b>	 <b>q</b>	 <b>r</b>
 <b>s</b>	 <b>t</b>	 <b>u</b>	 <b>v</b>	 <b>w</b>	 <b>x</b>	 <b>y</b>	 <b>z</b>	







### Celebrate your nationality

Design a set of postage stamps to celebrate aspects of your national life.  
Choose from the following themes:



- ⦿ A religious festival
- ⦿ Your local area
- ⦿ A national sport
- ⦿ Transport
- ⦿ The landscape
- ⦿ The current situation
- ⦿ The Monarchy or Political leader
- ⦿ A famous building
- ⦿ An historical figure
- ⦿ A wild flower, bird or animal
- ⦿ A symbol of the country, e.g. a red post box.
- ⦿ A theme of your own choice



## Dear Parent/Carer

We know that there are differences in lifestyles around the world. Different climates and levels of wealth affect standards of living. There will be positive and negative aspects of all communities, both rich and poor.

## Topic 7

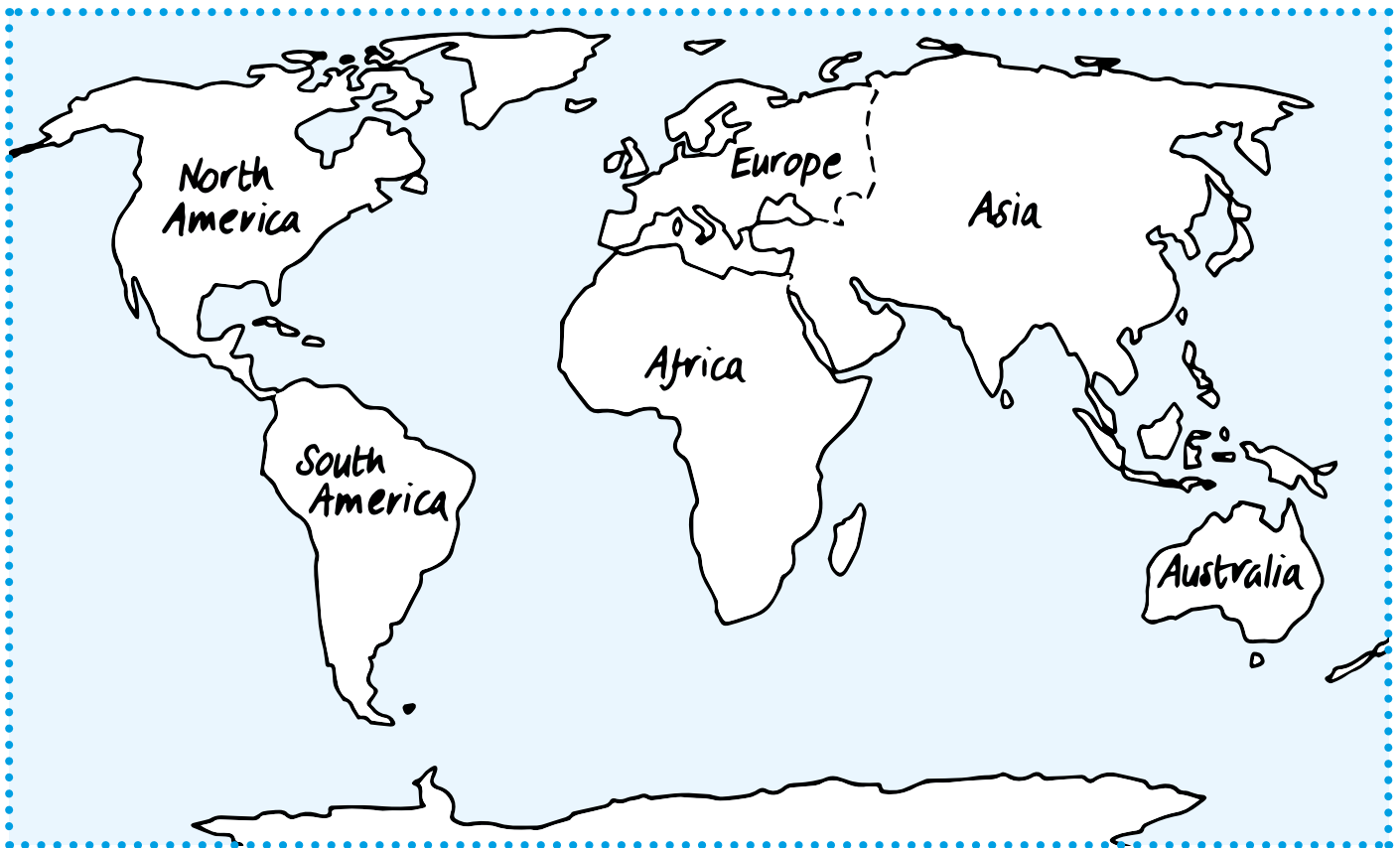
Differences  
in lifestyles  
8 - 9 years



### In the news

Which countries or parts of the world are affected by coronavirus? Find them (approximately) on the world map.

Discuss what is similar for children who live there, compared with here?  
What might be different?





### Different lifestyles

We know that we live in a developed country where most people have all they need to live. Other countries are 'developing': some with a standard of living that is gradually improving, but others that are still very poor, with many families having a hard time living day to day.



Can your child think of some of the differences in lifestyle between rich and poor countries? Help your child to match the different living standards with the type of country.

A very poor family in a less developed country

A family in a developing country

A family in this country

### WATER

We have hot and cold water from separate taps

We fetch water in buckets from a well

Our tap water is not safe for drinking

### FOOD

We each have a small bowl of rice once a day

We go to the supermarket to buy our food

We grow our own millet and vegetables and keep our own chickens

### SCHOOL

We have 60 children in our class and hardly any books

We don't go to school because we have to work in the fields

We have computers in our classrooms

## Dear Parent/Carer

We know that some people - and some countries - have more than others.

Talk with your child about ways of overcoming poverty, to have a fairer world.

Discuss the importance of education in improving the life for people who are poor.

## Topic 8

A fairer world

8 - 9 years



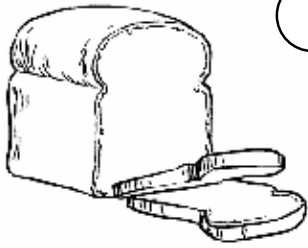

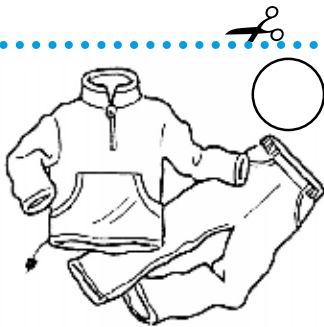
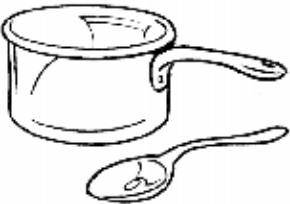








### Things we have

Together, think about the things we have and how essential they are.

Look at the pictures below and rank them in order of importance to you as a family. Begin with the things you consider are essential.

Then imagine your family can't have the last three things on your list.

What would you do? Talk about the difference between 'need' and 'want'.

 <input type="radio"/>	 <input type="radio"/>	 <input type="radio"/>
 <input type="radio"/>	 <input type="radio"/>	 <input type="radio"/>
 <input type="radio"/>	 <input type="radio"/>	 <input type="radio"/>
 <input type="radio"/>	 <input type="radio"/>	 <input type="radio"/>



**A charitable event**

Talk about the different reasons why many people do not have enough to eat and why some children are not able to go to school.


What sort of natural disasters happen? How do they affect people?

What sort of help is needed after a large-scale disaster?

Check your child knows what 'charity' means. Talk about different charities and what they do. Which charities do your family try to support?

Get your child to imagine they have organised a fun event to raise money to help people in a poor country. How would they like the money to be spent? What are the reasons for their choice?

**Books for school**  
Helping with education





**Building a well**  
Helping to provide clean water



**Medicines and drugs**  
To improve health

**Providing tools**  
To help repair broken equipment, dig wells, or cultivate the land



**Blankets and tents**  
For shelter in emergencies

Other possibilities

## Dear Parent/Carer

We all understand the need to conserve resources and value the natural world. We know some of the ways in which we ourselves can help to do this, e.g. recycling, turning off lights when not in use, not wasting things such as water or paper, repairing things instead of throwing them away.

Together, talk about how your family conserves energy. Do you:

- Walk whenever possible?
- Turn off lights if the room is not being used?
- Turn off the T.V. or computer when not in use?
- Turn off the tap whilst brushing your teeth?
- Only boil enough water for immediate use?

## Topic 9


Conserving  
the world's  
resources  
8 - 9 years



### No water!

Imagine that you and your family wake up one morning to find there is no water in the taps. What will you do? You might have to walk down the street to a standpipe and carry some back in a bucket.

Think about all the things that you will need water for during the day – make a list. How could you cut down on the number of buckets you need to fetch? If there's a shortage, you may not be allowed many buckets. And they're heavy to carry!





### Appreciation

We are all learning about not being able to have or do everything we want. Ask your child if this helps them to appreciate what they do have. Does he/she realise that we have a lot more of the world's resources compared to people in poor countries?



Write a letter to your parents or carer by completing the following sentences.

Now hand over to your child

Dear .....

*Thank you for .....*

(For example: taking care of me, dealing with problems, helping me with my school work, keeping me happy, loving me, comforting me when I get upset, being special, etc.)

*I will remember the year 2020 because .....*

(What stands out as different?)

*I have learned .....*

(What have you learned?)

Add your own messages.

*Finish with .....*

(Love from, lots of love from, or your own personal greeting)

Decorate your letter because it's special.